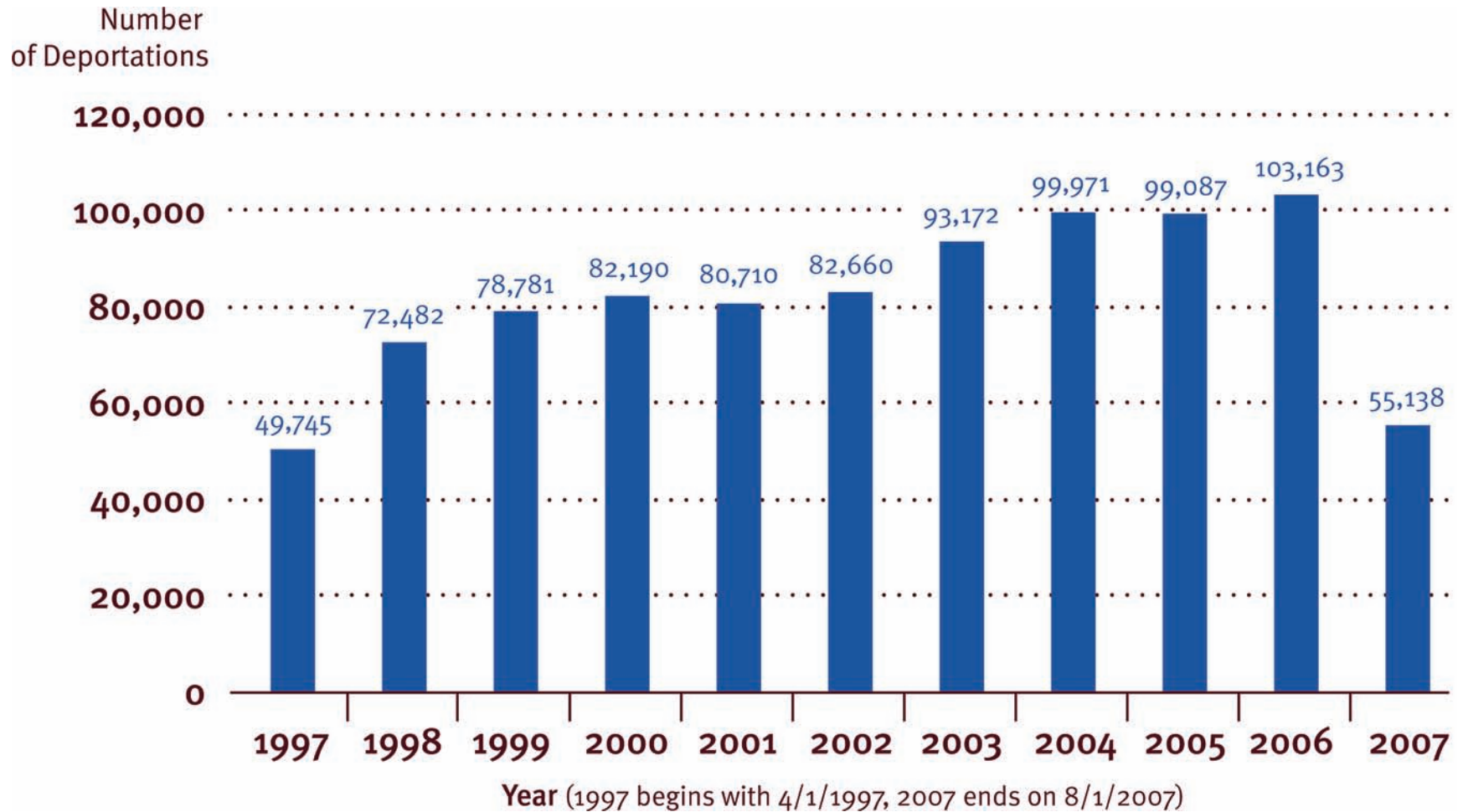




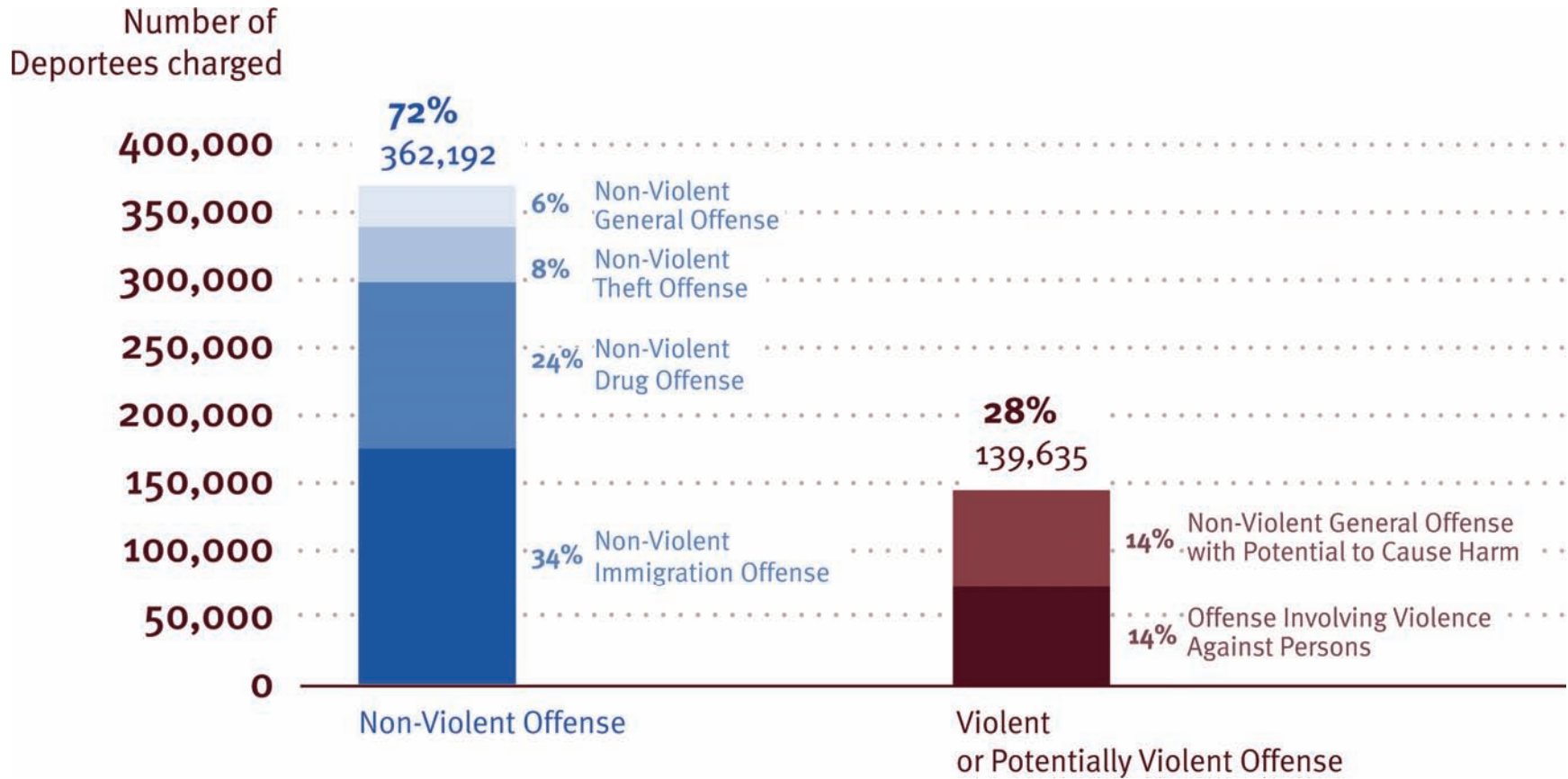
Estimated Number of Family Members Separated by Deportation

	A	B	C	D	E
IMMIGRATION STATUS	Individuals Deported on Criminal Grounds	Individuals with at least one US citizen or legally present child or spouse	Remainder Individuals	Family members other than deportee	Spouses other than deportee in families without children
Illegally present	655,581	196,674	458,907	479,884	45,890
Legally present	179,038	179,038	N/A	436,852	N/A
Unknown	62,480	18,744	43,736	45,735	4,373
Subtotal Number of Family Members Separated by Deportations				962,471	50,263
TOTAL NUMBER OF FAMILY MEMBERS SEPARATED BY DEPORTATION				1,012,734	

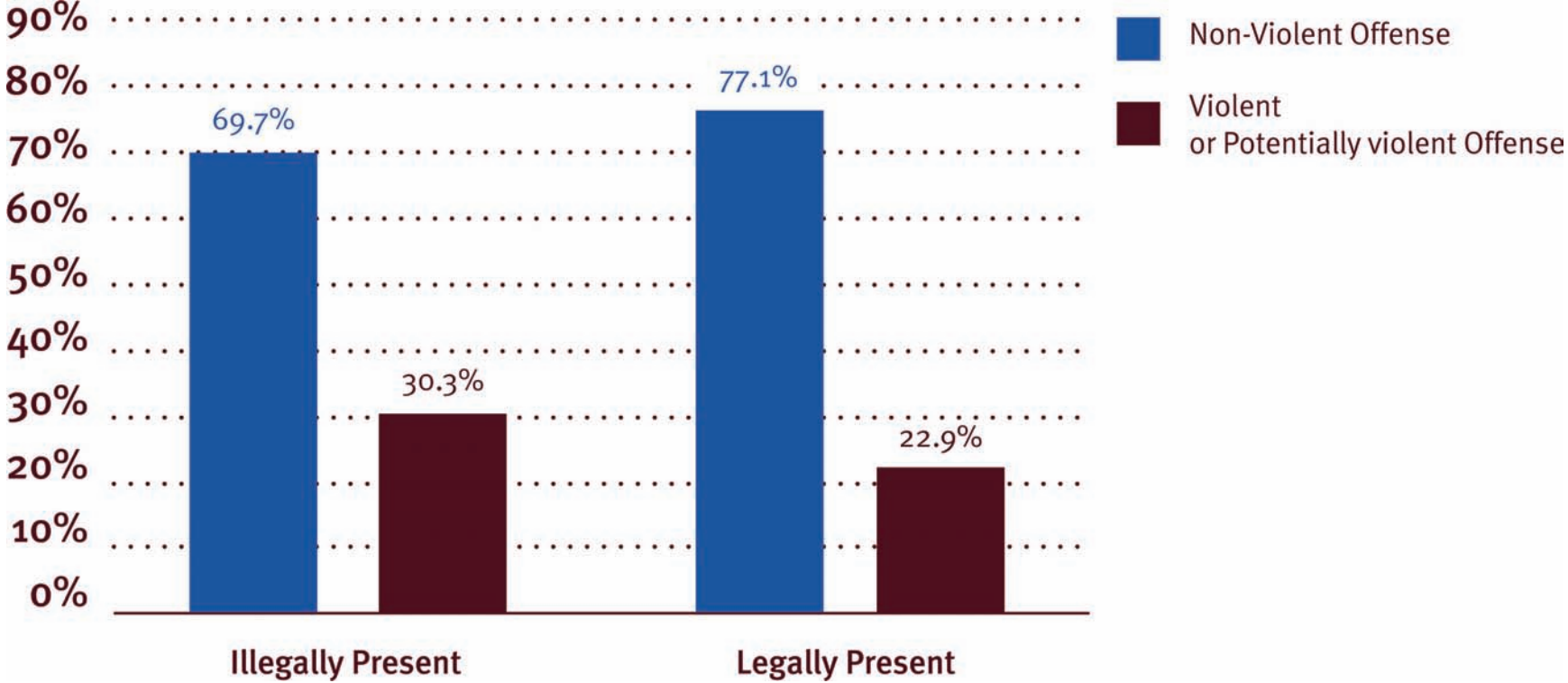
Total Transportations on Criminal Grounds Based on ICE Dataset



Violent v. Nonviolent Offenses



Criminality by Immigration Status



Top 15 Offenses for Deportation

CRIMINAL OFFENSE CODE	Frequency	Percent	Cumulative Percent
NO CRIME DATA	395,272	44.1	44.1
ILLEGAL ENTRY	121,099	13.5	57.6
DRIVING UNDER THE INFLUENCE OF LIQUOR	36,429	4.1	61.6
ASSAULT	27,802	3.1	64.7
IMMIGRATION	27,727	3.1	67.8
DANGEROUS DRUGS	25,643	2.9	70.7
COCAINE – POSSESSION	20,885	2.3	73.0
COCAINE – SELL	18,599	2.1	75.1
FALSE CITIZENSHIP	15,232	1.7	76.8
CRUELTY TOWARD WIFE	12,725	1.4	78.2
ROBBERY	11,135	1.2	79.4
MARIJUANA – POSSESSION	11,063	1.2	80.7
BURGLARY	9,402	1.0	81.7
MARIJUANA – SELL	8,317	0.9	82.6
TRAFFIC OFFENSE	7,336	0.8	83.5